

A66 Northern Trans-Pennine Project

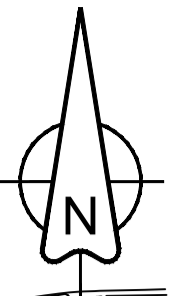
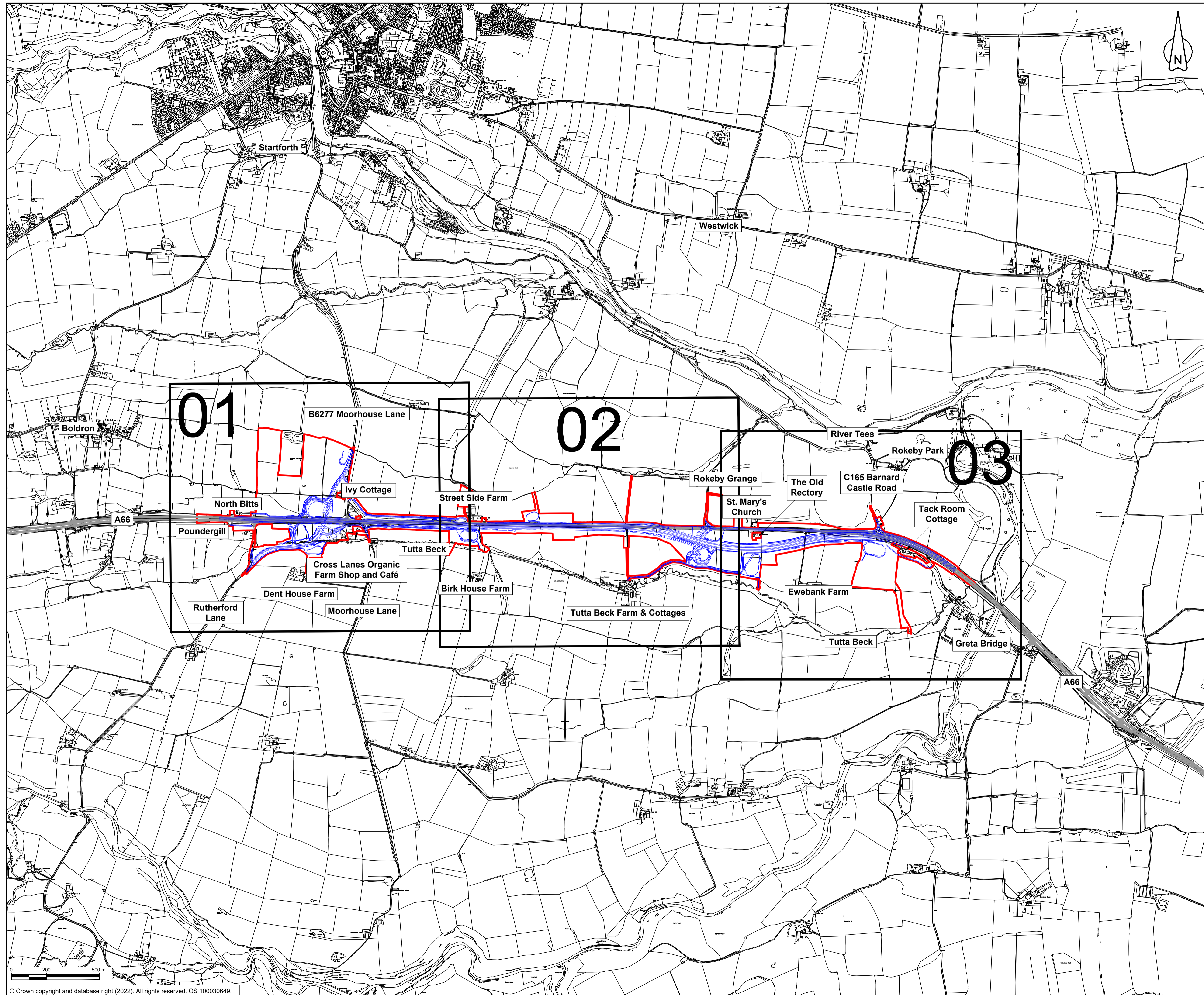
Scheme 08: Cross Lanes to Rokeby

TR010062


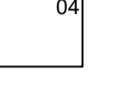


General Scheme Outline Plans

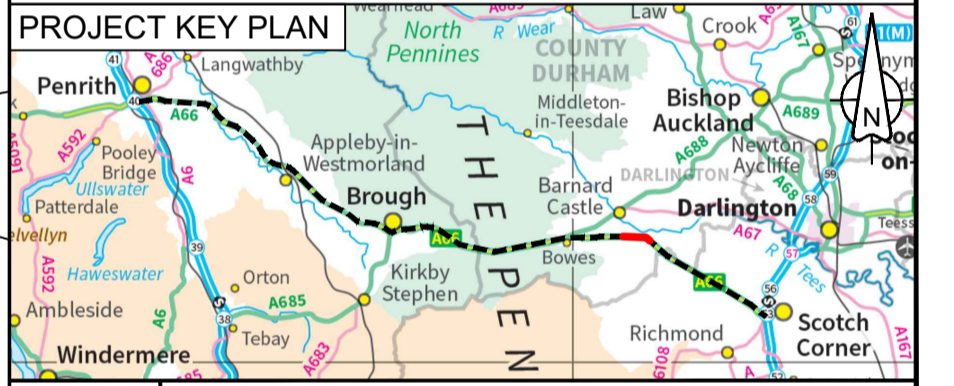
Response to ExA's Procedural Decision PD-006 in Rule 6 Letter

November 2022



NOTES
1. ALL DIMENSIONS ARE IN METRES UNLESS NOTED OTHERWISE.

- KEY**
-  THE SCHEME (SHOWN FOR ILLUSTRATIVE PURPOSES ONLY)
 -  SHEET USED AS PART OF THIS DRAWING SERIES
 -  SHEET NOT USED AS PART OF THIS DRAWING SERIES
 -  CHAINAGE (MEASURED DISTANCE ALONG THE SCHEME LENGTH)



C01	Submitted in response to PD-006				
	SMOR	TEGG	THAL	FMOL	
	14/11/22	15/11/22	15/11/22	15/11/22	
Revision details					
Revision	Created	Checked	Reviewed	Approved	Authorised
	dd/mm/yy	dd/mm/yy	dd/mm/yy	dd/mm/yy	dd/mm/yy

Purpose
Response to ExA's Procedural Decision PD-006 in Rule 6 Letter

PINS Reference Number
TR010062

Client
3 Piccadilly Place
Manchester
M1 3BN



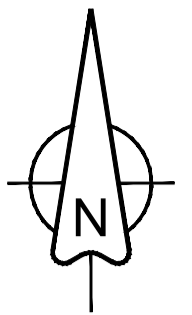
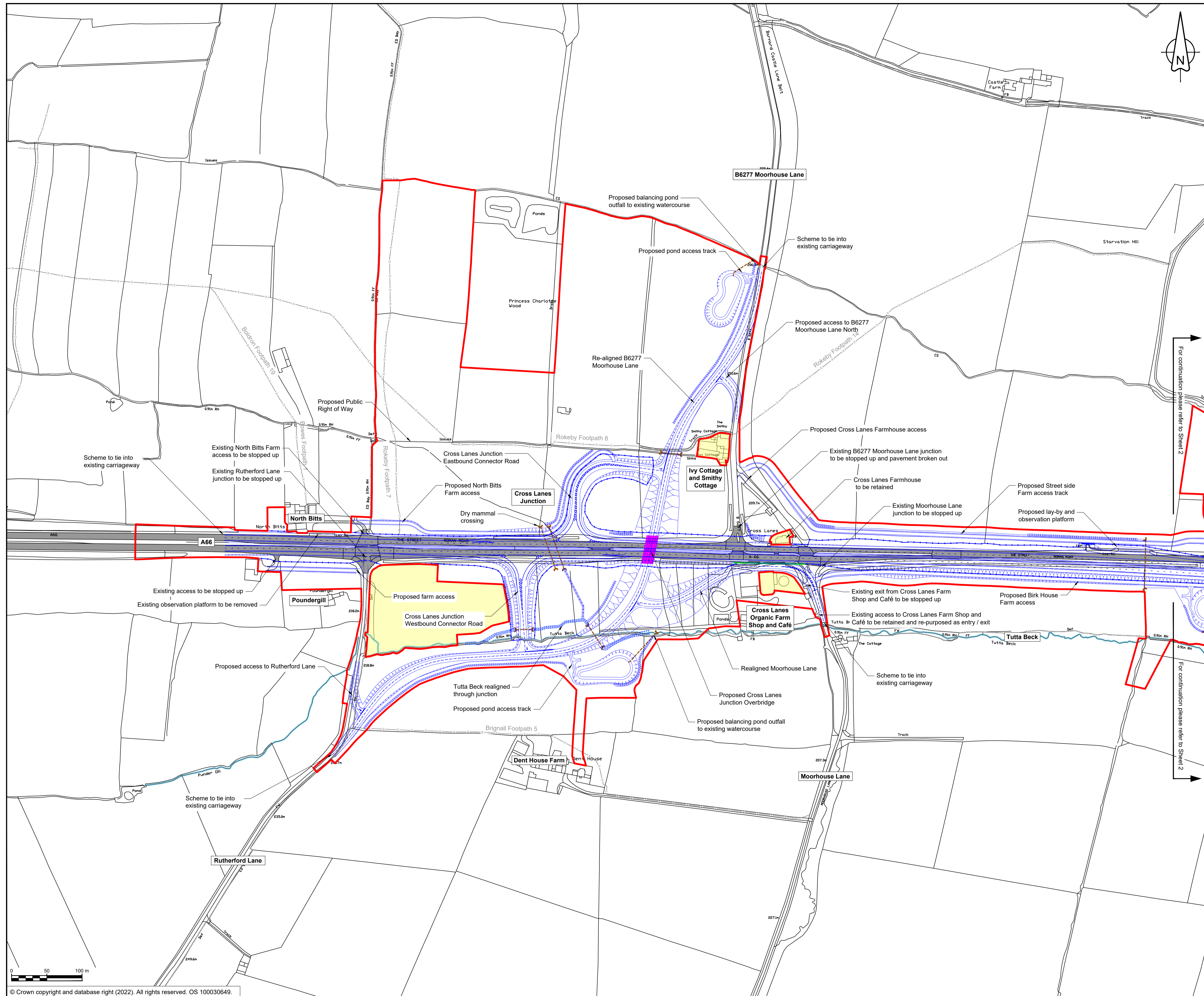
Project Name / Scheme Name
**A66 Northern Trans-Pennine Project
Scheme 08
Cross Lanes to Rokeby**

Drawing Title
**General Scheme Outline Plans
Submitted in response to PD-006
Key Plan**

Project Ref. No.	Stage	Scale	@ A1
---	PCF4	1:10000	
		Dimensions	M

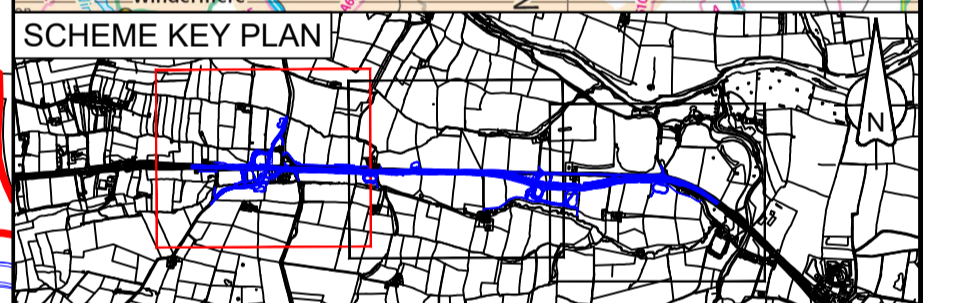
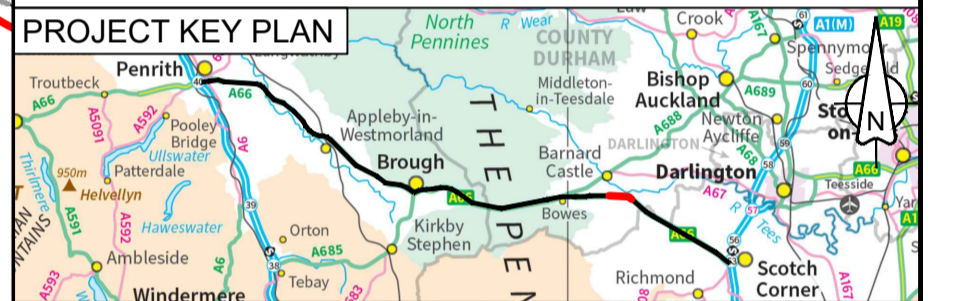
Drawing Number	Project	Originator	Volume
HE565627	- AMY	- HAC	-
S08	-DR-CH-	600004	
Location	Type	Role	Number

Suitability	Suitability Description	Revision
A	Approved for Stage Complete	C01



- NOTES**
1. ALL DIMENSIONS ARE IN METRES UNLESS NOTED OTHERWISE.
 2. FOR ENVIRONMENTAL DETAILS REFER TO THE ENVIRONMENTAL MASTERPLAN AND ASSOCIATED DRAWINGS/DOCUMENTS.
 3. THE DESIGN OF THE SCHEME IS SHOWN HERE FOR ILLUSTRATIVE PURPOSES ONLY AND WILL BE SUBJECT TO DETAILED DESIGN DEVELOPMENT IN ACCORDANCE WITH THE PROVISIONS OF THE DEVELOPMENT CONSENT ORDER.
 4. THESE PLANS SHOULD BE READ IN CONJUNCTION WITH RIGHTS OF WAY AND ACCESS PLANS.

- KEY**
- ORDER LIMITS
 - AREA EXCLUDED FROM ORDER LIMITS
 - AREA OF OUTSTANDING NATURAL BEAUTY (AONB)
 - EXISTING WATERCOURSE
 - EXISTING A66 CARRIAGEWAY
 - PARISH BOUNDARY
 - EXISTING PUBLIC RIGHT OF WAY
 - PROPOSED WORKS
 - PROPOSED EARTHWORKS
 - PROPOSED CULVERT & HEADWALL
 - PROPOSED RETAINING STRUCTURE
 - PROPOSED BRIDGE / VIADUCT
 - PROPOSED UNDERPASS / TUNNEL



C01	Submitted in response to PD-006				
	SMOR	TEGG	THAL	THAL	FMOL
	14/11/22	15/11/22	15/11/22	15/11/22	15/11/22
Revision	Revision details				
	Created	Checked	Reviewed	Approved	Authorised
	dd/mm/yy	dd/mm/yy	dd/mm/yy	dd/mm/yy	dd/mm/yy

Purpose
Response to ExA's Procedural Decision PD-006 in Rule 6 Letter

PINS Reference Number
TR010062

Client
3 Piccadilly Place
Manchester
M1 3BN



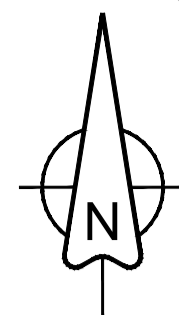
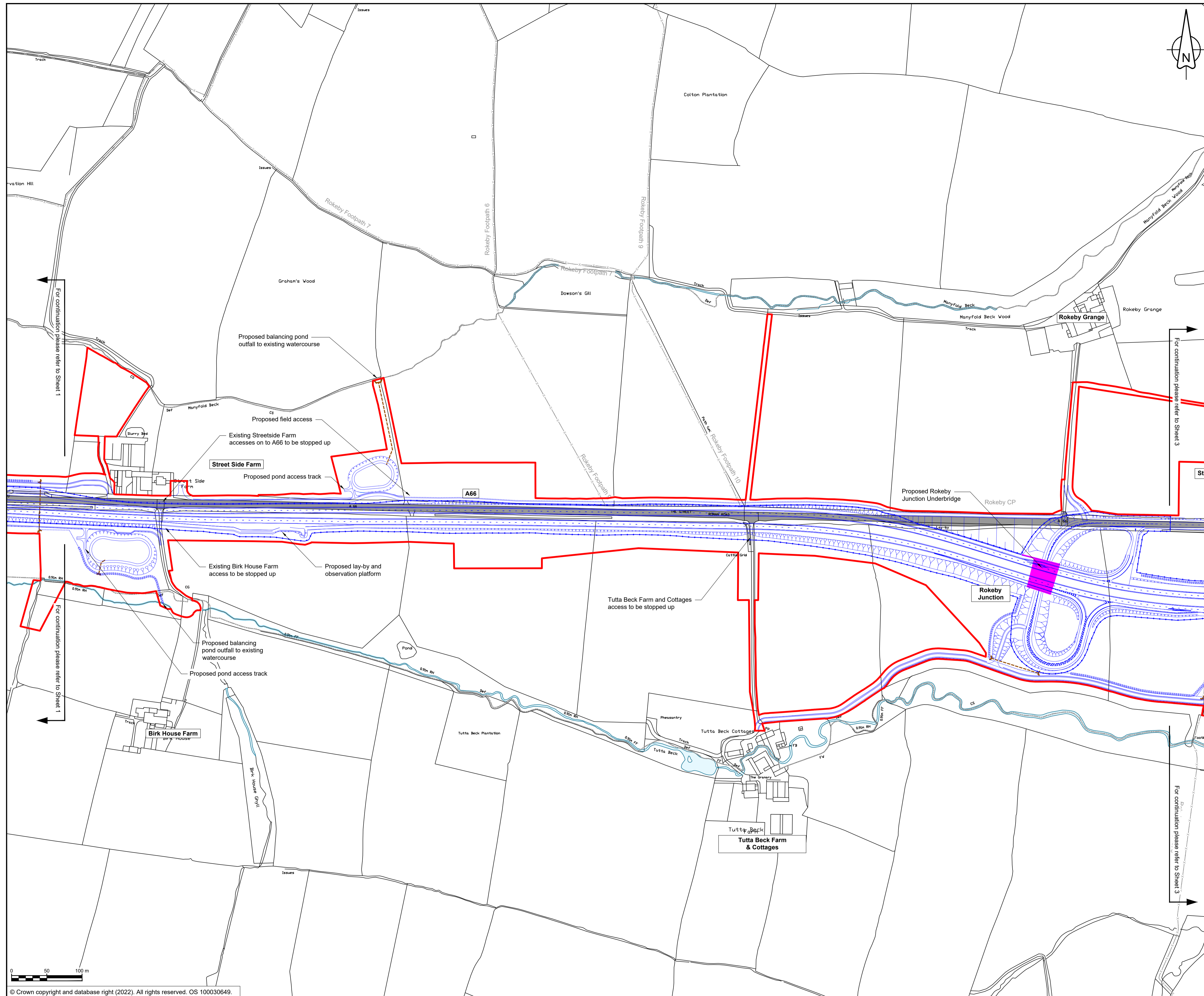
Project Name / Scheme Name
A66 Northern Trans-Pennine Project
Scheme 08
Cross Lanes to Rokeby

Drawing Title
General Scheme Outline Plans
Submitted in response to PD-006
Sheet 1 of 3

Project Ref. No.	Stage	Scale	@ A1
---	PCF4	1:2500	
		Dimensions	M

Drawing Number	Project	Originator	Volume
HE565627 - AMY - HAC -			
S08	-DR-CH-	600005	
Location	Type	Role	Number

Suitability	Suitability Description	Revision
A	Approved for Stage Complete	C01

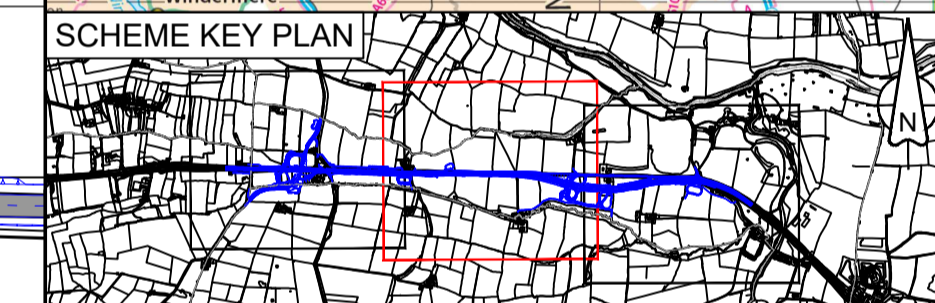
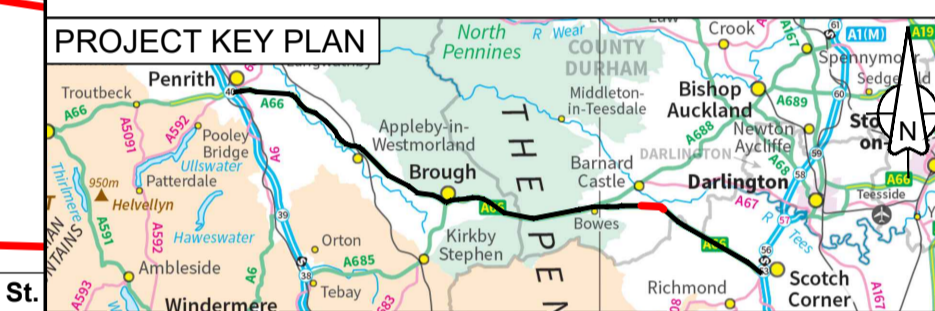


NOTES

1. ALL DIMENSIONS ARE IN METRES UNLESS NOTED OTHERWISE.
2. FOR ENVIRONMENTAL DETAILS REFER TO THE ENVIRONMENTAL MASTERPLAN AND ASSOCIATED DRAWINGS/DOCUMENTS.
3. THE DESIGN OF THE SCHEME IS SHOWN HERE FOR ILLUSTRATIVE PURPOSES ONLY AND WILL BE SUBJECT TO DETAILED DESIGN DEVELOPMENT IN ACCORDANCE WITH THE PROVISIONS OF THE DEVELOPMENT CONSENT ORDER.
4. THESE PLANS SHOULD BE READ IN CONJUNCTION WITH RIGHTS OF WAY AND ACCESS PLANS.

KEY

- ORDER LIMITS
- AREA EXCLUDED FROM ORDER LIMITS
- AREA OF OUTSTANDING NATURAL BEAUTY (AONB)
- EXISTING WATERCOURSE
- EXISTING A66 CARRIAGEWAY
- PARISH BOUNDARY
- EXISTING PUBLIC RIGHT OF WAY
- PROPOSED WORKS
- PROPOSED EARTHWORKS
- PROPOSED CULVERT & HEADWALL
- PROPOSED RETAINING STRUCTURE
- PROPOSED BRIDGE / VIADUCT
- PROPOSED UNDERPASS / TUNNEL



Submitted in response to PD-006				
C01	SMOR	TEGG	THAL	FMOL
	14/11/22	15/11/22	15/11/22	15/11/22

Revision details					
Revision	Created	Checked	Reviewed	Approved	Authorised
	dd/mm/yy	dd/mm/yy	dd/mm/yy	dd/mm/yy	dd/mm/yy

Purpose
Response to ExA's Procedural Decision PD-006 in Rule 6 Letter

PINS Reference Number
TR010062

Client
3 Piccadilly Place
Manchester
M1 3BN

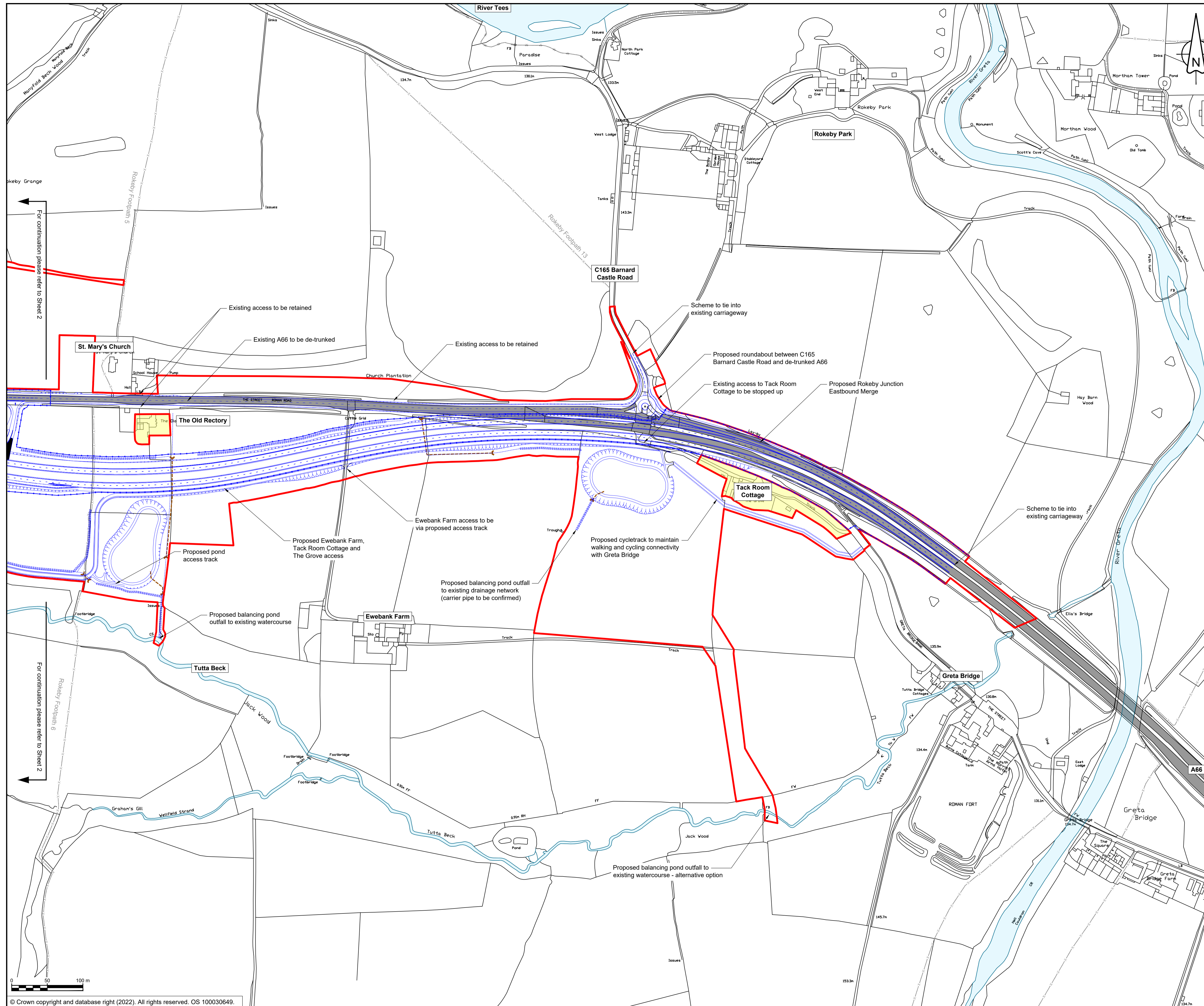
Project Name / Scheme Name
**A66 Northern Trans-Pennine Project
Scheme 08
Cross Lanes to Rokeby**

Drawing Title
**General Scheme Outline Plans
Submitted in response to PD-006
Sheet 2 of 3**

Project Ref. No.	Stage	Scale	@ A1
---	PCF4	1:2500	
		Dimensions	M

Drawing Number			
Project	Originator	Volume	
HE565627	AMY	HAC	-
S08	-DR-CH-		600006
Location	Type	Role	Number

Suitability	Suitability Description	Revision
A	Approved for Stage Complete	C01



- ### NOTES
1. ALL DIMENSIONS ARE IN METRES UNLESS NOTED OTHERWISE.
 2. FOR ENVIRONMENTAL DETAILS REFER TO THE ENVIRONMENTAL MASTERPLAN AND ASSOCIATED DRAWINGS/DOCUMENTS.
 3. THE DESIGN OF THE SCHEME IS SHOWN HERE FOR ILLUSTRATIVE PURPOSES ONLY AND WILL BE SUBJECT TO DETAILED DESIGN DEVELOPMENT IN ACCORDANCE WITH THE PROVISIONS OF THE DEVELOPMENT CONSENT ORDER.
 4. THESE PLANS SHOULD BE READ IN CONJUNCTION WITH RIGHTS OF WAY AND ACCESS PLANS.

- ### KEY
- ORDER LIMITS
 - AREA EXCLUDED FROM ORDER LIMITS
 - AREA OF OUTSTANDING NATURAL BEAUTY (AONB)
 - EXISTING WATERCOURSE
 - EXISTING A66 CARRIAGEWAY
 - PARISH BOUNDARY
 - EXISTING PUBLIC RIGHT OF WAY
 - PROPOSED WORKS
 - PROPOSED EARTHWORKS
 - PROPOSED CULVERT & HEADWALL
 - PROPOSED RETAINING STRUCTURE
 - PROPOSED BRIDGE / VIADUCT
 - PROPOSED UNDERPASS / TUNNEL



Submitted in response to PD-006				
C01	SMOR	TEGG	THAL	FMOL
	14/11/22	15/11/22	15/11/22	15/11/22
Revision details				
Revision	Created	Checked	Reviewed	Approved
	dd/mm/yy	dd/mm/yy	dd/mm/yy	dd/mm/yy

Purpose
Response to ExA's Procedural Decision PD-006 in Rule 6 Letter

PINS Reference Number
TR010062

Client
3 Piccadilly Place
Manchester
M1 3BN



Project Name / Scheme Name
A66 Northern Trans-Pennine Project
Scheme 08
Cross Lanes to Rokeby

Drawing Title
General Scheme Outline Plans
Submitted in response to PD-006
Sheet 3 of 3

Project Ref. No.	Stage	Scale	@ A1
---	PCF4	1:2500	
		Dimensions	M

Drawing Number			
Project	Originator	Volume	
HE565627	AMY	HAC	-
S08	-DR-CH-		600007
Location	Type	Role	Number

Suitability	Suitability Description	Revision
A	Approved for Stage Complete	C01